

Dunya Universite Siralamalari Metodolojileri Bazinda Bilkent Universitesine Dair Bibliometrik Analizler ..

AYHAN AKANAY SARACOGLU
Satis Muduru - Turkiye & Orta Asya
A&G Sales - ELSEVIER BV



DUNYA UNIVERSITE SIRALAMALARI - IKI KURUM : THE & QS



THE- METODOLOJI

Teaching (the learning environment): 30%

Research (volume, income and reputation): 30%

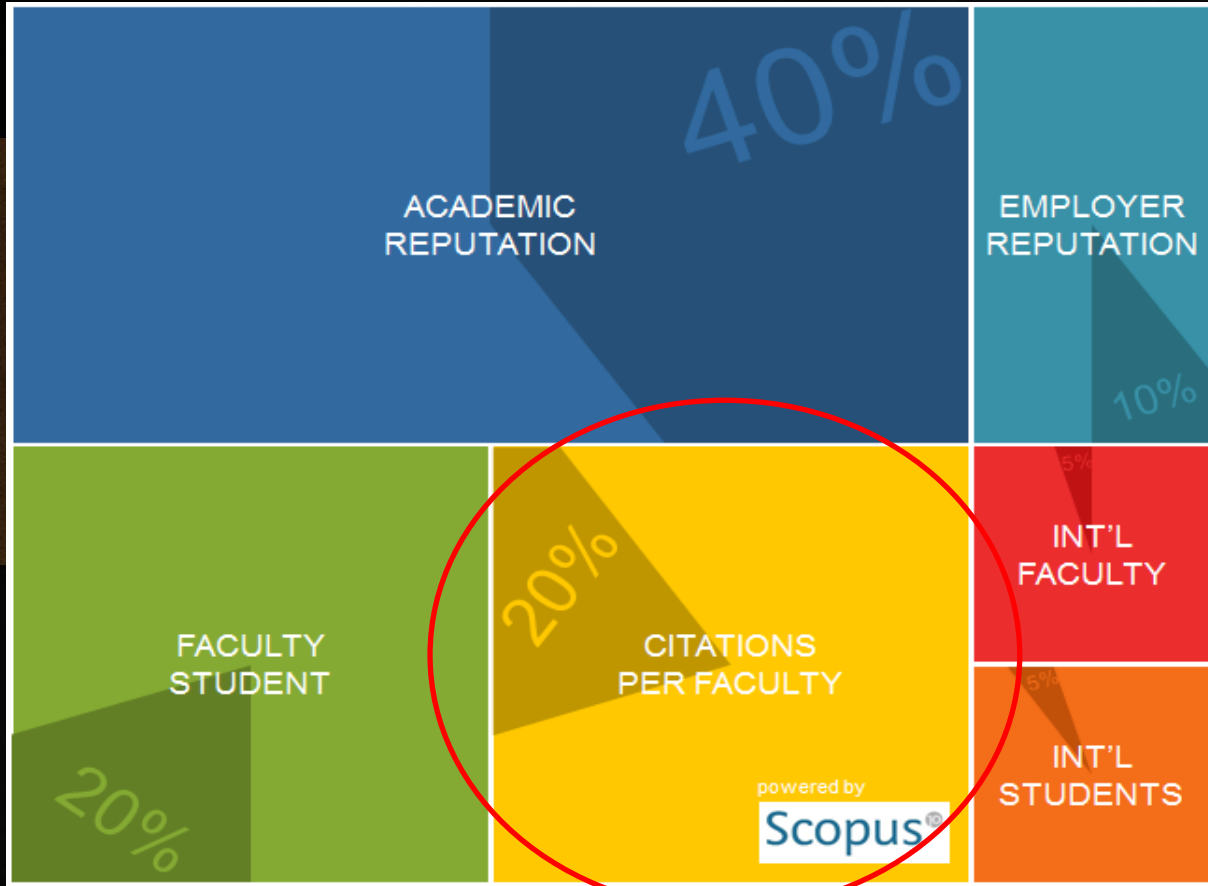
Citations (research influence): 30%

International outlook (staff, students, research): 7.5%

Industry income (knowledge transfer): 2.5%



QS- METODOLOJI



Citations (research influence): 30%

Our research influence indicator looks at universities' role in spreading new knowledge and ideas.

We examine research influence by capturing the number of times a university's published work is cited by scholars globally, compared with the number of citations a publication of similar type and subject is expected to have. This year, our bibliometric data supplier Elsevier examined more than 51 million citations to 11.3 million journal articles, published over five years. The data are drawn from the 23,000 academic journals indexed by Elsevier's Scopus database and include all indexed journals published between 2010 and 2014. Only three types of publications are analysed: journal articles, conference proceedings and reviews. Citations to these papers made in the six years from 2010 to 2015 are also collected.

The indicator is always defined with reference to a global baseline and intrinsically accounts for differences in citation accrual over time, differences in citation rates for different document types (reviews typically attract more citations than research articles, for example) as well as subject-specific differences in citation frequencies overall and over time and document types. It is one of the most sophisticated indicators in the modern bibliometric toolkit.



SCOPUS CONTENT TYPES



ELSEVIER



In consultation with Elsevier, some (typically not citation yielding) content types have been excluded from analysis:

IN

- Article
- Review
- Conference Paper
- Book
- Book Chapter
- Article in Press
- Business Article

OUT

- Abstract Report
- Conference Review
- Editorial
- Erratum
- Letter
- Note
- Press Release
- Short Survey



***Bilkent Universitesine Dair Ornek
Bibliometrik Analizler ...***



BILKENT UNIVERSITESI – GENEL YAYIN PERFORMANSI (2010 -2015)

Bilkent University

394th (QS) · 351-400 (THE) | Turkey | More details on this Institution

[View data sources](#)

2010 to 2015

no subject area filter selected

ASJC

Summary

Publications

Viewed

Citations

Collaboration

Economic Impact

Authors

Competencies

Publishers

Overall research performance

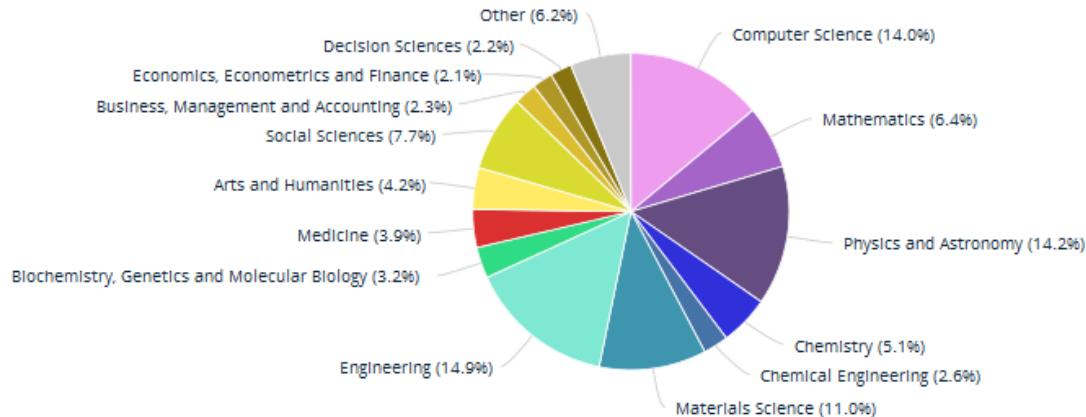


Download page as PDF

Export

Publications	Citations	Authors	Field-Weighted Citation Impact	Citations per Publication
3,848 ▲	26,304	1,743 ▲	1.30	6.8

[View list of publications](#)



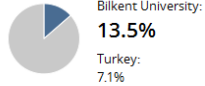
Kaynak : SCIVAL

BILKENT UNIVERSITESI YAYIN PERFORMANSI vs...

Performance indicators

Outputs in Top Percentiles

Publications in top 10% most cited worldwide

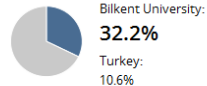


[→ Analyze in more detail](#)



Publications in Top Journal Percentiles

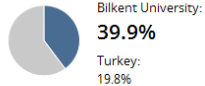
Publications in top 10% journals by



[→ Analyze in more detail](#)

International Collaboration

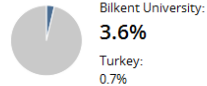
Publications co-authored with Institutions in other countries



[→ Analyze in more detail](#)

Academic-Corporate Collaboration

Publications with both academic and corporate affiliations

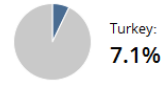


[→ Analyze in more detail](#)

Performance indicators

Outputs in Top Percentiles

Publications in top 10% most cited worldwide

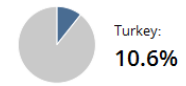


[→ Analyze in more detail](#)



Publications in Top Journal Percentiles

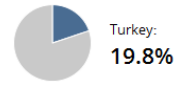
Publications in top 10% journals by



[→ Analyze in more detail](#)

International Collaboration

Publications co-authored with Institutions in other countries



Academic-Corporate Collaboration

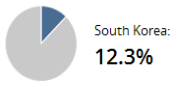
Publications with both academic and corporate affiliations



Performance indicators

Outputs in Top Percentiles

Publications in top 10% most cited worldwide

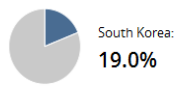


[→ Analyze in more detail](#)



Publications in Top Journal Percentiles

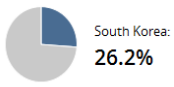
Publications in top 10% journals by



[→ Analyze in more detail](#)

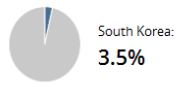
International Collaboration

Publications co-authored with Institutions in other countries



Academic-Corporate Collaboration

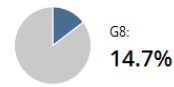
Publications with both academic and corporate affiliations



Performance indicators

Outputs in Top Percentiles

Publications in top 10% most cited worldwide

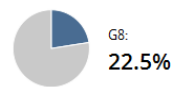


[→ Analyze in more detail](#)



Publications in Top Journal Percentiles

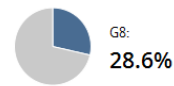
Publications in top 10% journals by



[→ Analyze in more detail](#)

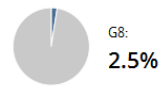
International Collaboration

Publications co-authored with Institutions in other countries


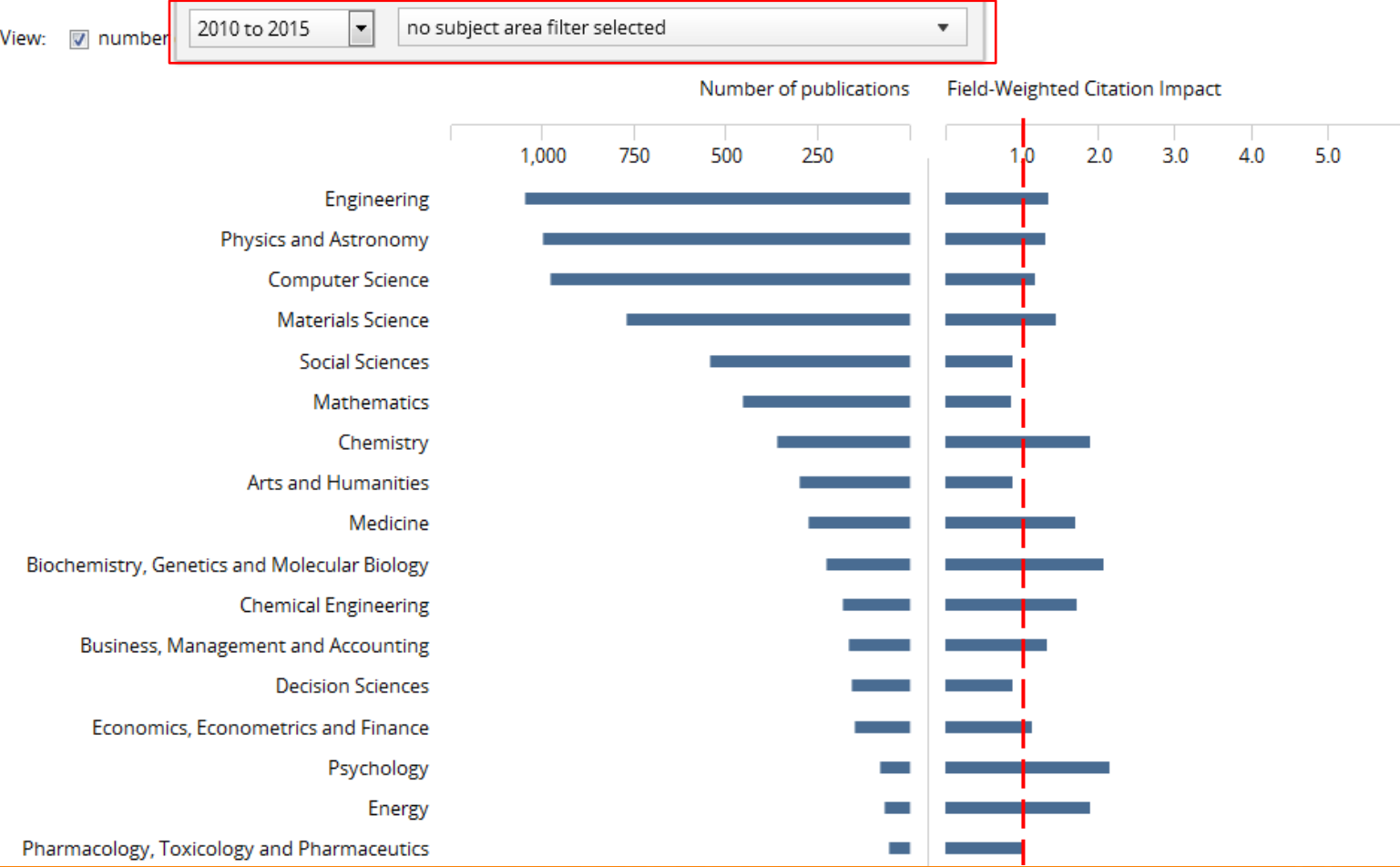


Academic-Corporate Collaboration

Publications with both academic and corporate affiliations


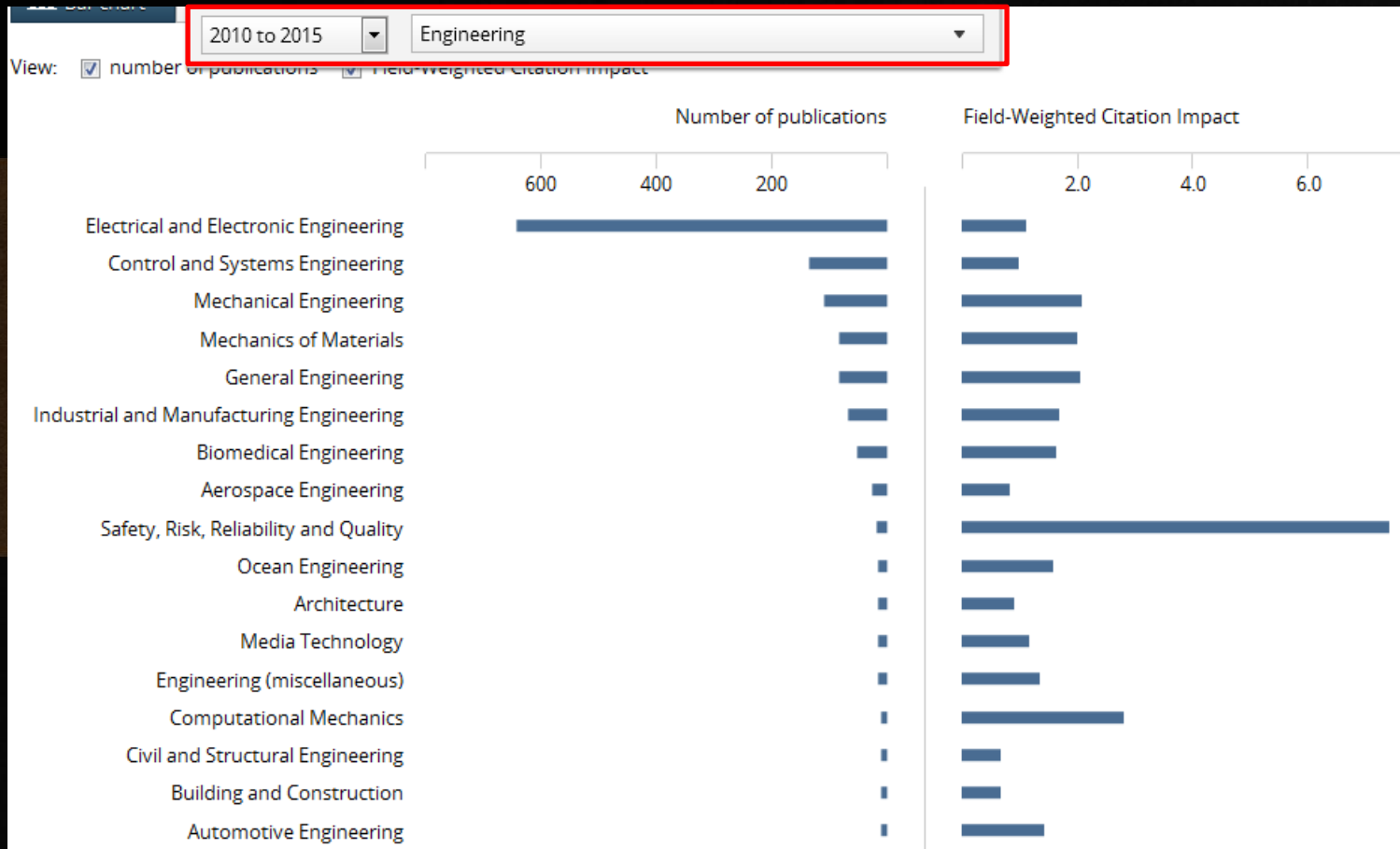


ORNEK ANALIZ -1 : BILKENT UNIVERSITESI HANGI BILIMSEL ALANLARDA YAYIN YAPMAKTA – YAYIN PERFORMANSI NASIL ?



Kaynak : SCIVAL

ORNEK ANALIZ -2 : BILKENT UNIVERSITESI : ALT BILIMSEL ALANLARA GORE YAYIN PERFORMANSI NASIL ?



Kaynak : SCIVAL

ORNEK ANALIZ -3 : BILKENT UNIVERSITESININ HANGI BILIMSEL YAYINLARI "UNIVERSITE SIRALAMALARINDA " ANALIZLERE DAHIL ?

Scopus

Scopus SciVal Library catalogue Ayhan Saracoglu Logout Help

Search

Alerts

Lists

Analyze search results

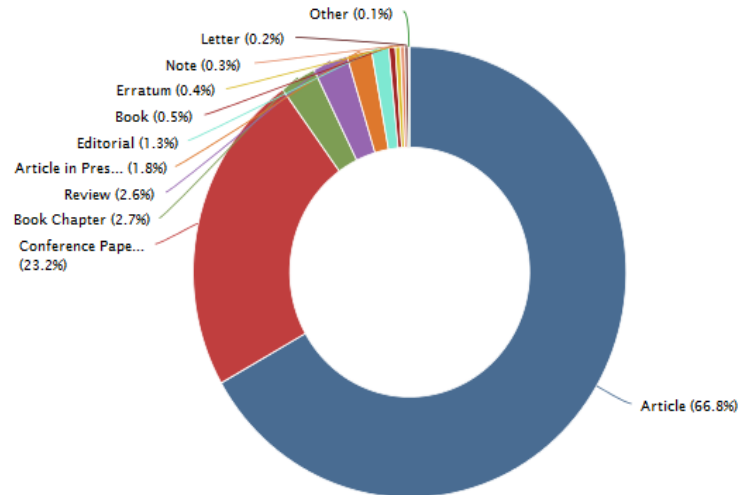
AF-ID ("Bilkent Universitesi" 60014808) [Back to your search results](#)

3858 document results Choose date range to analyze 2010 to 2015 [Analyze](#)

Year Source Author Affiliation Country/Territory **Document type** Subject area

Document Type	Documents
Article	2578
Conference Paper	895
Book Chapter	104
Review	101
Article in Press	71
Editorial	50
Book	18
Erratum	15
Note	13
Letter	9
Short Survey	4
Total	3858

Documents by type



Kaynak : SCOPUS

ORNEK ANALIZ -4 : HANGI YAYINEVINE AIT DERGILERDE YAYIN YAPMANIN ATIF ETKISI DAHA YUKSEK?

View data sources | 2010 to 2015 | Physics and Astronomy | ASJC

Summary | Publications | Viewed | Citations | Collaboration | Economic Impact | Authors | Competencies | Publishers

Publishers

Export

i This data includes articles and reviews only, not other types of publications. For the metric, Publications in Top Journal Percentiles, there is a count (not shown) of the publications that have a SNIP, SJR or IPP, which not all publications have. This count is used for the percentage calculation.

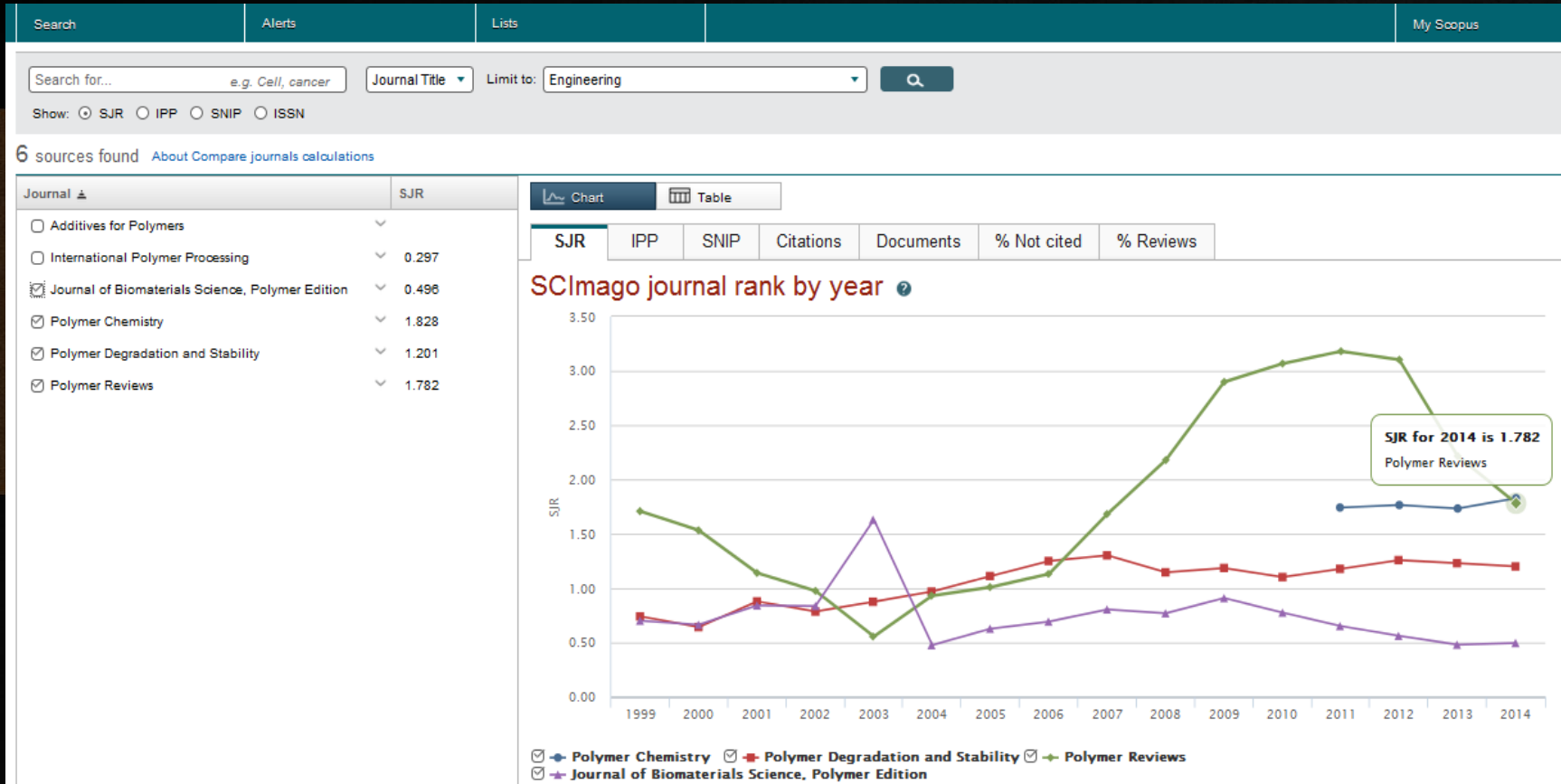
Metric	Overall	Elsevier	Pub A	Pub B	Pub C	Other
Scholarly Output	738	125	46	39	16	512
Citation Count	7,197	727	119	171	45	6,135
Citations per Publication	9.8	5.8	2.6	4.4	2.8	12.0
Field-Weighted Citation Impact	1.32	1.05	0.53	0.88	0.33	1.70
Outputs in Top Percentiles (top 10%)	145 (19.6%)	16 (12.8%)	2 (4.3%)	6 (15.4%)	0 (0.0%)	121 (23.6%)
Publications in Top Journal Percentiles (top 10% by SNIP)	278 (38.1%)	26 (20.8%)	1 (2.2%)	12 (32.4%)	0 (0.0%)	239 (47.2%)
Publications in Top Journal Percentiles (top 10% by IPP)	342 (46.8%)	25 (20.0%)	0 (0.0%)	12 (32.4%)	0 (0.0%)	305 (60.3%)



Kaynak :
SCIVAL

ORNEK ANALIZ -5 : HANGI DERGILERDE YAYIN YAPMANIN ATIF ETKISI DAHA YUKSEK OLABILIR?



Kaynak : SCOPUS



ORNEK ANALIZ -6 : HANGI TUR "ORTAK YAZARLI " BILIMSEL YAYINLARIN ATIF PERFORMANSI DAHA YUKSEK ?

Overall

2010 to 2015 | no subject area filter selected


Collaboration  Shortcuts 

Publications at Bilkent University, by amount of international, national and institutional collaboration



Metric	Publications	Citations	Citations per Publication	Field-Weighted Citation Impact	
International collaboration	39.9%	1,536	14,642	9.5	1.75
Only national collaboration	18.6%	714	3,215	4.5	1.04
Only institutional collaboration	26.5%	1,019	7,355	7.2	1.17
Single authorship (no collaboration)	15.1%	579	1,092	1.9	0.65

Academic-Corporate Collaboration

Shortcuts 

Publications at Bilkent University with both academic and corporate author affiliations



Metric	Publications	Citations	Citations per Publication	Field-Weighted Citation Impact	
Academic-corporate collaboration	3.6%	137	2,786	20.3	2.83
No academic-corporate collaboration	96.4%	3,711	23,518	6.3	1.24













ORNEK ANALIZ -7 : SECILEN BILIMSEL ALANDA HANGI YAYIN ISBIRLIKLERININ ATIF ETKISI DAHA FAZLA ?

221 collaborating institutions

2010 to 2015

Electrical and Electronic Engineering

Institution	Co-authored publications	Co-authors at Bilkent University	Co-authors at the other Institution	Citations per Publication	Field-Weighted Citations
 Orta Dogu Technical University	45 ▲	55 ▲	40 ▲	2.3	1.37
 Nanyang Technological University	34 ▲	30 ▲	51 ▲	6.1	0.86
 Hacettepe University	21	29 ▲	20	1.8	0.47
 Gazi University	18 ▼	12 ▼	21 ▼	6.2	1.68
 University of Strathclyde	17 ▼	2 ▼	4 ▼	6.7	2.23
 Koc University	13	11 ▲	14 ▲	1.8	0.82
 ASELSAN Inc.	12	22 ▼	15	3.3	0.80
 Arizona State University	12 ▲	4 ▲	10 ▲	3.2	1.05
 Chalmers University of Technology	12 ▲	3 ▲	6 ▲	3.8	0.96
 TOBB University of Economics and Technology	12	9 ▲	6	2.8	0.99

ORNEK ANALIZ -8 : SECILEN BILIMSEL ALANDA DOGRU YAYIN ISBIRLIKTELIKLERININ SECIMI?

Collaboration by Bilkent University

Turkey | [More details on this Institution](#)

[View data sources](#)

2010 to 2015

Electrical and Electronic Engineering

ASJC

Current collaboration

Potential collaboration

Map

Table

Export

Shortcuts

Find Institution

Institutions not yet collaborating with Bilkent University








Europe

All countries

All sectors

[reset filter](#)

1,857 not yet collaborating Institutions

Institution	Publications	Authors	Citations per Pu...	Field-Weighted C...
 Delft University of Technology	3,804	2,439	4.8	1.84
 Katholieke Universiteit Leuven	2,871	1,794	5.9	2.08
 ETH Zurich	2,765	2,096	6.2	2.44
 Technische Universitat Munchen	2,759	2,131	4.5	1.61
 Politecnico di Torino	2,723	1,360	4.6	1.67
 University Politehnica of Bucharest	2,562	1,815	1.3	0.67
 Technical University of Denmark	2,496	1,761	4.2	1.52

Kaynak : SCIVAL

ORNEK ANALIZ -9 : SECILEN BILIMSEL ALANDA DOGRU – OZEL SEKTOR- YAYIN ISBIRLIKTELIKLERININ SECIMI?

Collaboration by Bilkent University

Turkey | [More details on this Institution](#)

[View data sources](#)

2010 to 2015

Electrical and Electronic Engineering

ASJC

Current collaboration

Potential collaboration



Map



Table

Export

Shortcuts

Find Institution

Institutions not yet collaborating with Bilkent University

Europe

All countries

Corporate

[reset filter](#)

160 not yet collaborating Institutions

Institution	Publications	Authors	Citations per Pu...	Field-Weighted C...
STMicroelectronics	2,101	2,002	3.4	1.90
Thales	1,500	1,335	2.0	0.77
ABB Group	1,356	1,185	3.5	1.26
Siemens	1,170	1,237	3.2	1.29
Infineon Technologies AG	877	965	2.6	1.16
Nokia	747	582	6.1	2.11
TELECOM Paris	742	492	2.7	1.23



Kaynak : SCIVAL

TESEKKUR EDERIM..

SORULARINIZ ?



ELSEVIER

